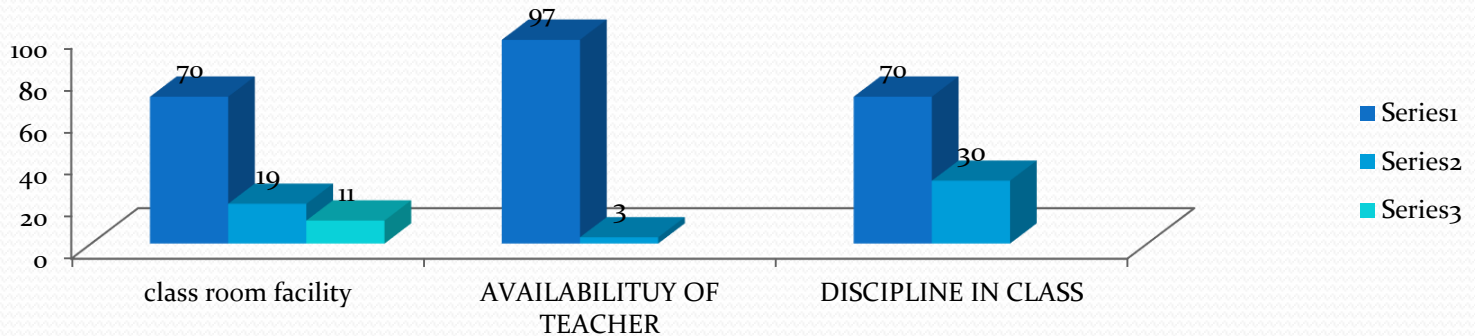


# GOVT. SHIVALIK COLLEGE

## Finding, Interpretation and Analysis

### Data collected from Parents

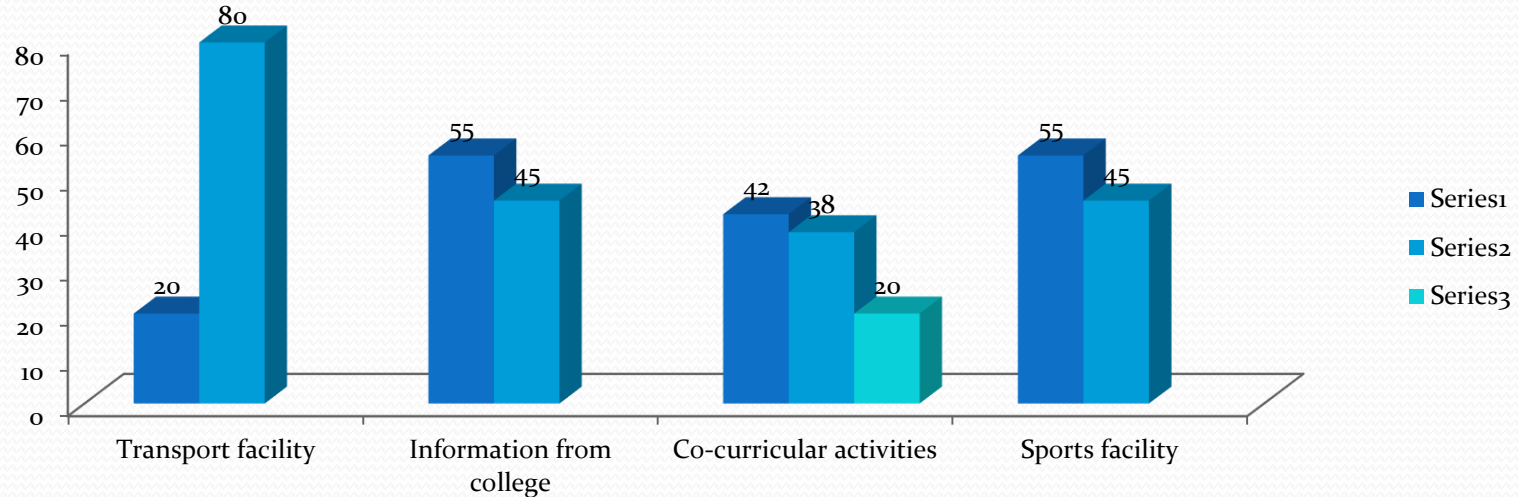
### Feedback of parents



1. The deeper study of data clearly shows that majority of parents 70 % are happy with classroom facilities only 19% Parents are just satisfied and few 11% parents are not satisfied with the class room facilities . So there is need to improve class room facilities and some work should do on class room facilities.
2. The forgoing analysis of data shows that 97% are happy with the availability of teacher and 95% parents are happy with regular class teaching.
3. The closed study of dates shows that more then 70% parents are satisfied with the *discipline* in class and 30% are just satisfied.

# GOVT. SHIVALIK COLLEGE

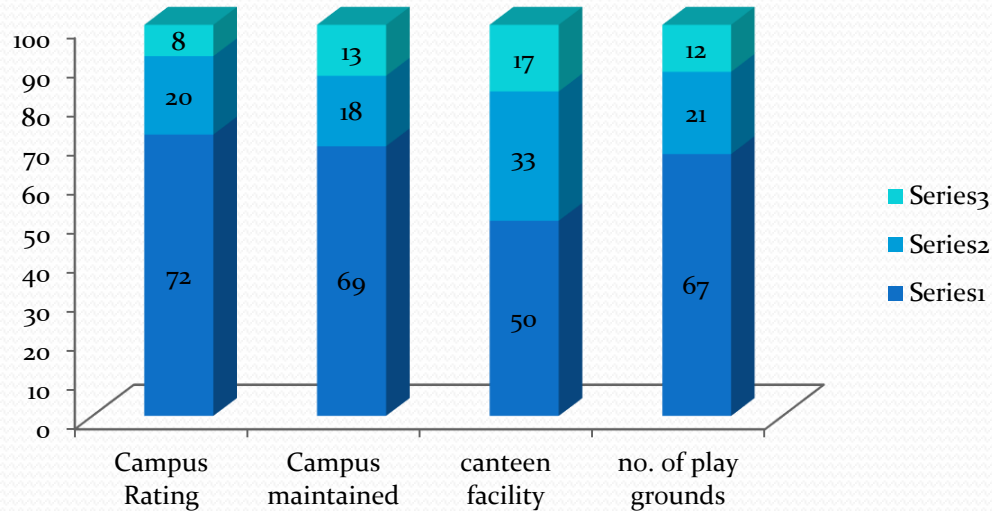
## Feedback of parents



4. The in depth study of data represent that parents are not happy with the transport facility more than 80% are unsatisfied so the transport facility needs improvement.
5. The microscopic study of the data show that only 55% parents are happy with the information availability from college. So the complete and accurate data should be available on the website and administration department should do something in this field.
6. The deeper study of the data shows that only 42% parents are happy with the facilities of co-curricular activity and 38% are just satisfied and 20% are unsatisfied. So there is need of improvement in this field.
7. The closed study of data clearly shows that only 55% parents are happy with the facilities available in the sports. So there is need of improvement in the field of sports.

# GOVT. SHIVALIK COLLEGE

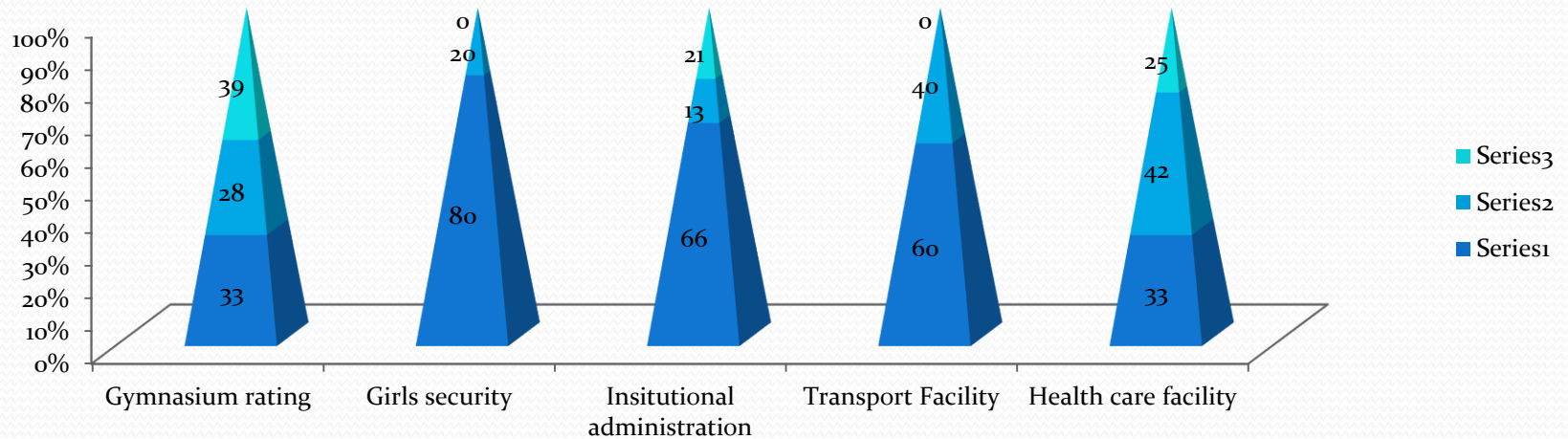
## FEEDBACK OF STUDENTS



1. The classed study of data shows that 72% student given campus good rating and 20 % are just satisfied with the present campus position and just 8 % are not satisfied.
2. The microscopic study of data shows that only 69% student are happy with the maintenance of college and 18 % are just satisfied and there is 13% student who are not satisfied.
3. The deeper study of data clearly shows that only 50 % student are happy with the canteen facility and 33 % are just satisfied and 17 % are not satisfied . So quality of canteen facility needs improvement.
4. The foregoing analysis of data shows that only 67 % student are happy with facilities play ground and 21 % and just satisfied and 12 % are not satisfied. So number of play ground as per the needs of student needs improvement / should increased.

# GOVT. SHIVALIK COLLEGE

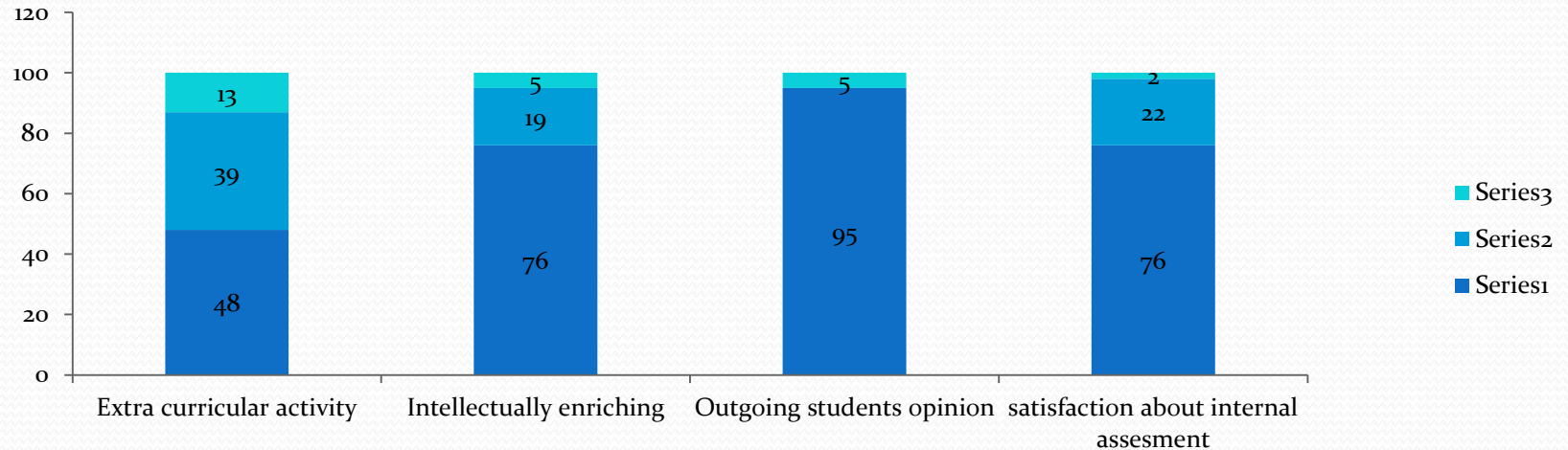
## FEEDBACK OF STUDENTS



1. The deeper study of data clearly shows that only 33 % are happy with Gymnasium and 28 % are just satisfied and major portion e.g. 39 % student are unsatisfied. So there is need of good Gymnasium hall of (24' x 48') which should be provided to the student.
2. The deeper study of data clearly shows that 80 % student think that girls feel secure in this campus and 20 % are just satisfied and 0% are unsatisfied. So proper security guard should appointed which helps girls security.
3. The deeper study of data shows that 66% student happy with administrative officer just 13% are satisfied and 21% not satisfied with administrative officer.
4. The classed study of data clearly shows that more than 60% student are not happy with transport facility only 40% are happy with the transport facility so transport faculty needs improvement.
5. The microscopic study of data show that only 33% student are happy with health care facility and 42% are just satisfied and major portion of no of student which is 25% are not satisfied so health care facility needs improvement. Total 67% are not fully happy.

# GOVT. SHIVALIK COLLEGE

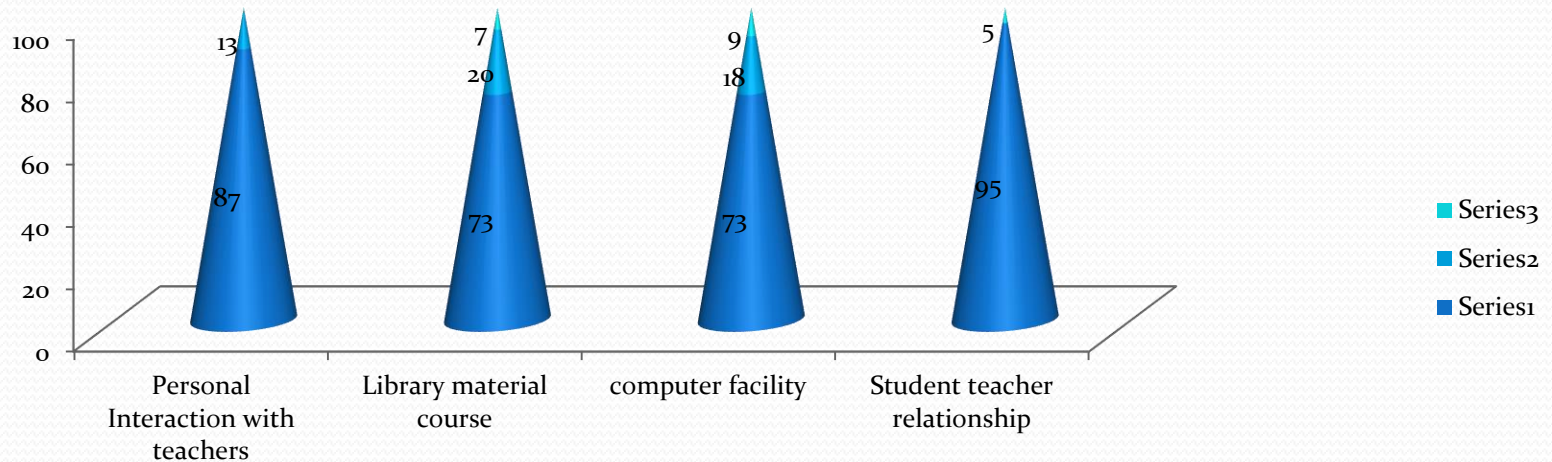
## FEEDBACK OF STUDENTS



1. The classed study of data shown that only 74% happy with extracurricular activity and 18% are just satisfied and 8% are not satisfied. So it is also need improvement.
2. The classed study of data shown that only 76% student think that their time at the college intellectually enriching 19% are just satisfied 5 % are not satisfied.
3. Majority of 95% student says that teacher is fair in awarding internal assessment and fully 5% of students are not satisfied.
4. The classed study of data shows that only 76% student talk good about college after leaving the college and 22% are satisfied and 2 % are not satisfied.

# GOVT. SHIVALIK COLLEGE

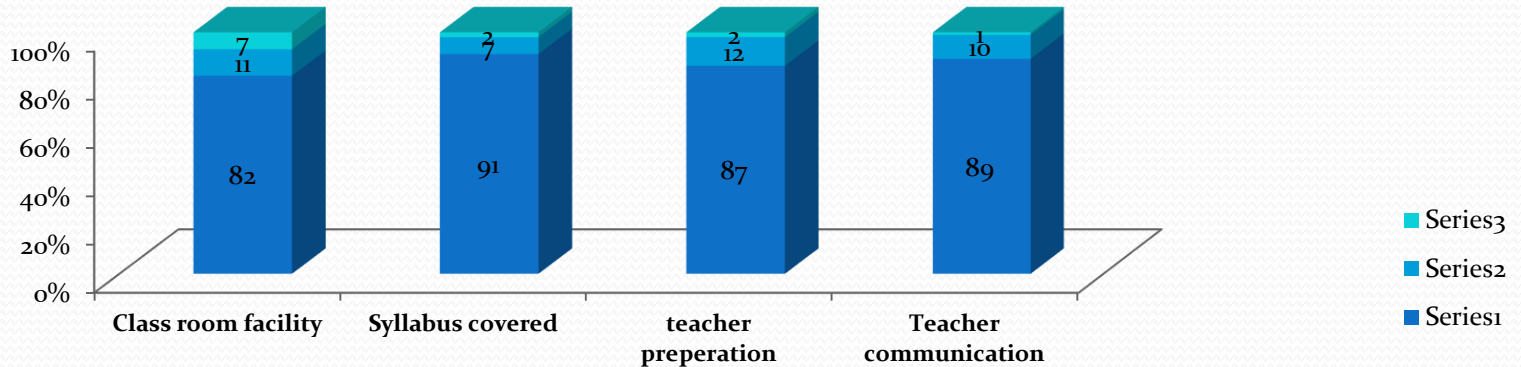
## feedback of students



1. The deeper study data shows that 87% student are happy with teacher student interactions and 13% are satisfied.
2. Majority 73% student are happy with material available for the course in library and 20% are satisfied only 7% are not satisfied. So minor improvement needs to satisfied student in this field.
3. The data show that 73% student are happy with the computer facilities available in the college and 18% are just satisfied and 9% not satisfied. So minor improvement needs to satisfy 100% student.
4. It is observed in the study that Majority of 95% student are happy & satisfied with student teacher relationship only 5% student are not satisfied.

# GOVT. SHIVALIK COLLEGE

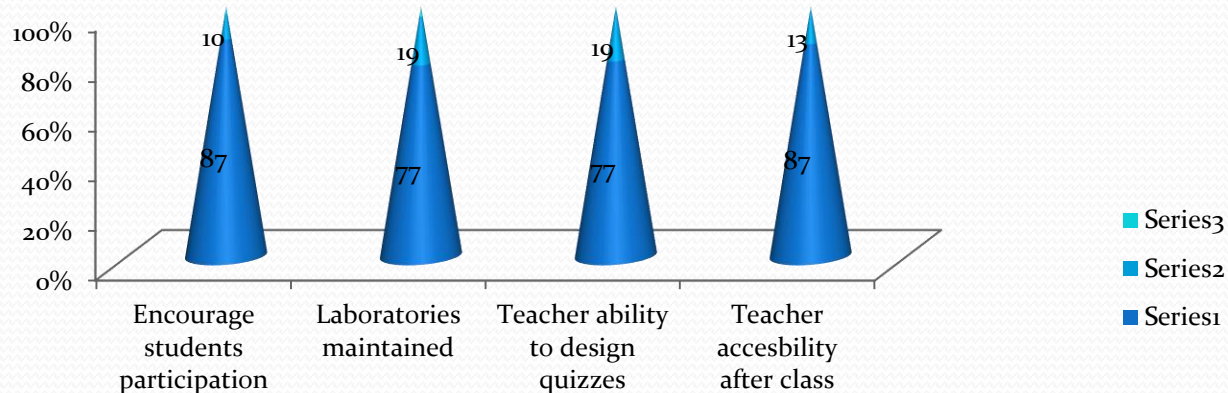
## feedback of students



1. The deeper study of data clearly shows that 82% are happy with light and air in the class room and 11% are just satisfied and 7% are not satisfied. So it needs improvement.
2. The closed study of data shown that 91% student are happy with syllabus covered in class and 7% and just satisfied and just 2% are not satisfied.
3. It is observed in the study that majority 87 % student are happy with the teacher preparation while doing lecture only 12% are just satisfied and just 2% are not satisfied.
4. Majority 89% student says that they are happy with the communication of teacher only 10 are just satisfied just 1% not satisfied.

# GOVT. SHIVALIK COLLEGE

## feedback of students



1. Majority 87% students says that teacher always motivate them to participate in class only 10% are just satisfied just 3% not satisfied
2. The closed study of data shows that 77% student are happy and says that laboratories are adequately equipped and properly maintained and 19% are just satisfied just 4% not satisfied.
3. The closed study of data reveals/shows that 77% student think that teacher has the ability to design quiz /tests/arrangements and 19 % are just satisfied and just 2 % are not satisfied.
4. Majority 87 % student says that they are happy with accessibility of teacher after class and just 13 % are just satisfied and just 2 % are not satisfied